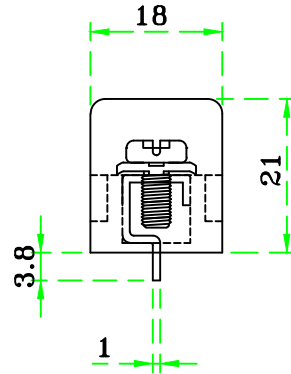
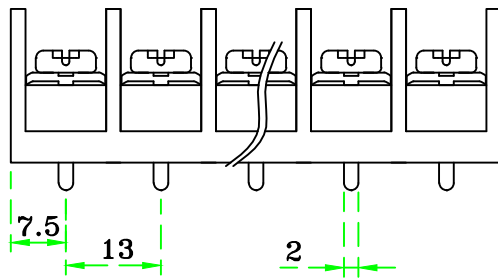
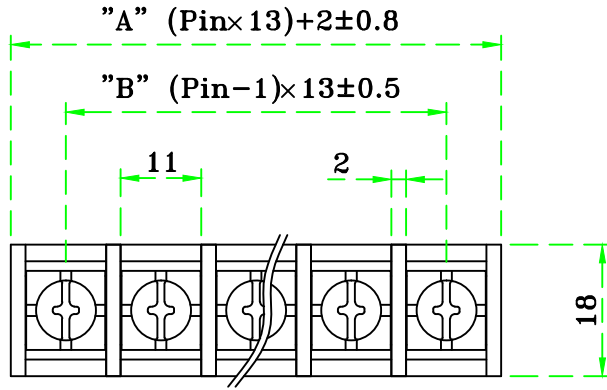


No.	COMPONENT PARTS	MATERIAL	STANDARD	PLATED	COLOR	Q'TY	REMARK
4							
3	Screw	Steel		Nickel		M4	
2	Terminal	Brass	1/2H	TIN		1t	
1	Base	PBT	UL94V-0		Black		

Current rating	AC250V 30Amp
Insulation resistance	1000M Ohms of More at DC500V
Withstand voltage	AC2000V/Minute
Wire range	AWG #10~18
Torque	12lb-in(13.8kgf-cm)



PCB hole Dia : $\phi 2.5$

(Option)

1. Cover 사용시 No. : BI-13AC-*P

(Note)

1. 지시하지 않은 공차: GENERAL TOLERANCES

(Dimension)

Pin	2	3	4	5	6	7	8	9	10	11	12	13	14	15	16	17	18	19	20
A ± 0.8	28	41	54	67	80	93	106	119	132	145	158	171	184	197	210	223	236	249	262

GENERAL TOLERANCES 0 ~ 50 ± 0.5 50 ~ 100 ± 0.8 100 ~ 150 ± 1.0 150 ~ 200 ± 1.5	Part Name.		Dwg No.	
	Terminal Block		BI-13A-*P	
	Drawing BY.	Checkd BY.	Approval BY.	Sheet No. of
	Scale	/		
Material				(주)부일일렉트로닉스 BUIL ELECTRONICS CO., LTD. www.ebuil.com